

SPECIFICATIONS

1. 4" inlet/outlet Sch. 40. Plain End(No-Hub)
2. Flow rate: 125 GPM*
3. Total capacity: 250 Gallons
4. Solids capacity: 200 Gallons
5. Unit weight w/std. covers: 334 lbs.
6. H2O pickable cast iron cover, 16,000 lbs load.
7. Maximum operating temperature 140°F continuous.
*1/4" slope based on Manning's formula with friction factor, N=0.012"

NOTES

1. For gravity drainage applications only. Do not use for pressure applications.
2. 3/8" thick seamless polyethylene tank.
3. Unit supplied with built-in adapter for up to 6" of adjustability. Additional riser(s) available for deeper burial depth.
4. Cover placement allows full access to tank for proper maintenance.
5. Designed narrow footprint allows clearance through doorways and down stairwells.
6. Diffuser is removable to inspect or clean piping.
7. For on-the-floor or buried applications.

ENGINEER SPECIFICATION GUIDE

Striem Settler™ Catch Basin model CB-275-SFL shall be lifetime guaranteed and made in USA of seamless, rotationally-molded polyethylene with a minimum 3/8" uniform wall thickness. Catch Basin shall be furnished for below grade installation with a H2O rated pickable cast iron cover with 16,000 lb load capacity. Catch Basin shall be provided with outlet and inlet connection.

THIRD PARTY STRUCTURAL ANALYSIS

The CB-275-SFL has been structurally analyzed in accordance with the requirements of IBC 2012 and ASCE/SEI 7 for direct burial. The maximum burial depth and backfill material are specified in our installation instructions. The structural design has been reviewed and sealed by a professional engineer registered in the state of California. A sealed structural analysis report is available upon request.

OPTIONS

- 6P - 6" Plain end inlet / outlet
- CC24 - Integral membrane clamping collar
- AK-1 - High water table 304 stainless steel

TeleGlide RISER OPTIONS

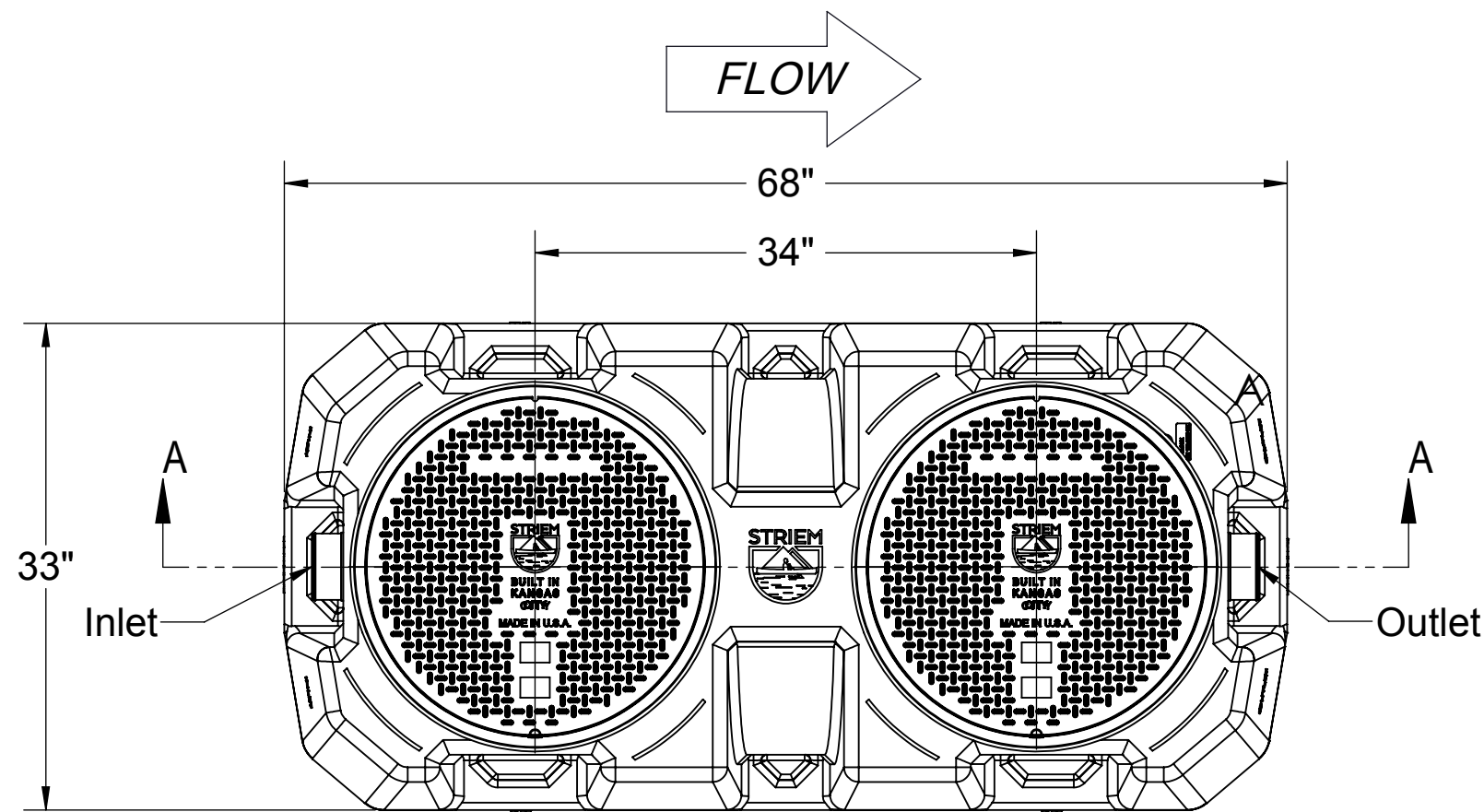
- SR24 (2) - >6"-24"
- LR24 (2) - >24"-39"
- SR24 (4) - >39"-43"
- SR24 (2) + LR24 (2) - >43"-58"
- LR24 (4) - >58"-72"

**PO IS NON-CANCELABLE
ORDER IS NON-RETURNABLE**

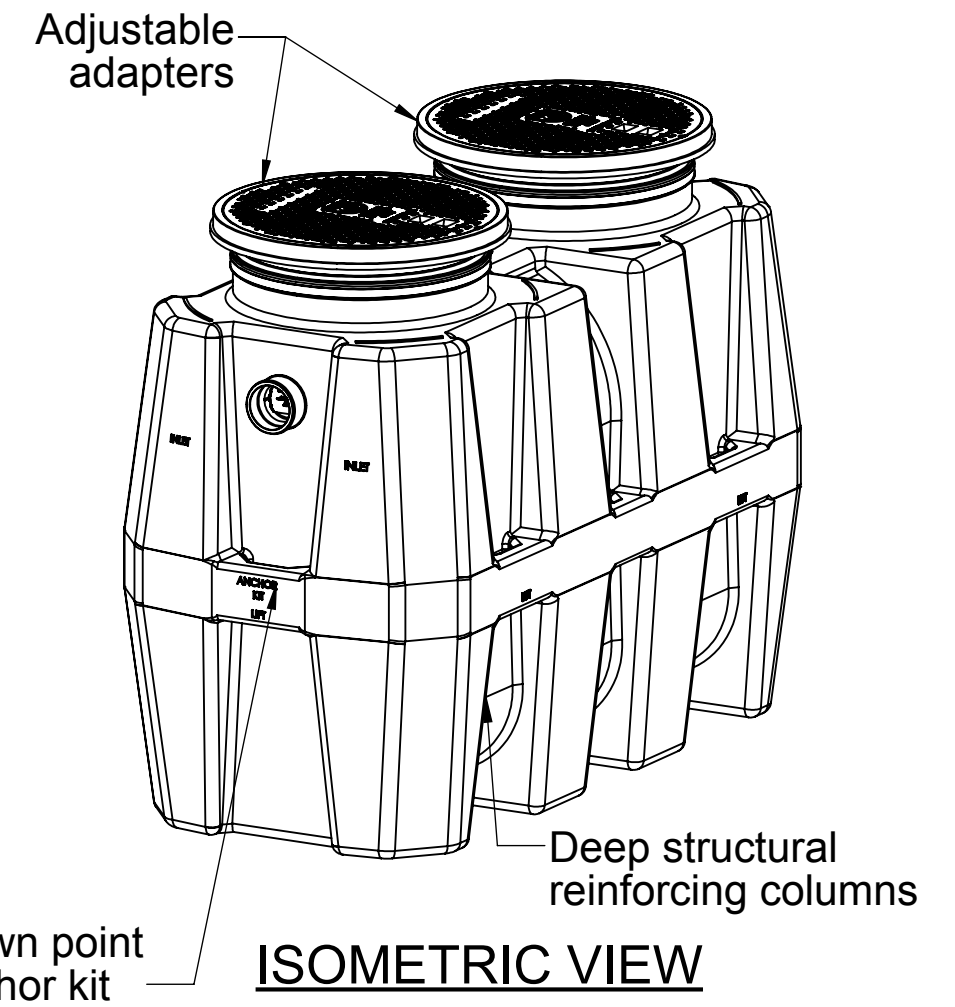
Signature of Approval: _____
 Company: _____
 Date of Approval: _____
 Specifying Engineer: _____
 Engineering Firm: _____

PROPRIETARY AND CONFIDENTIAL

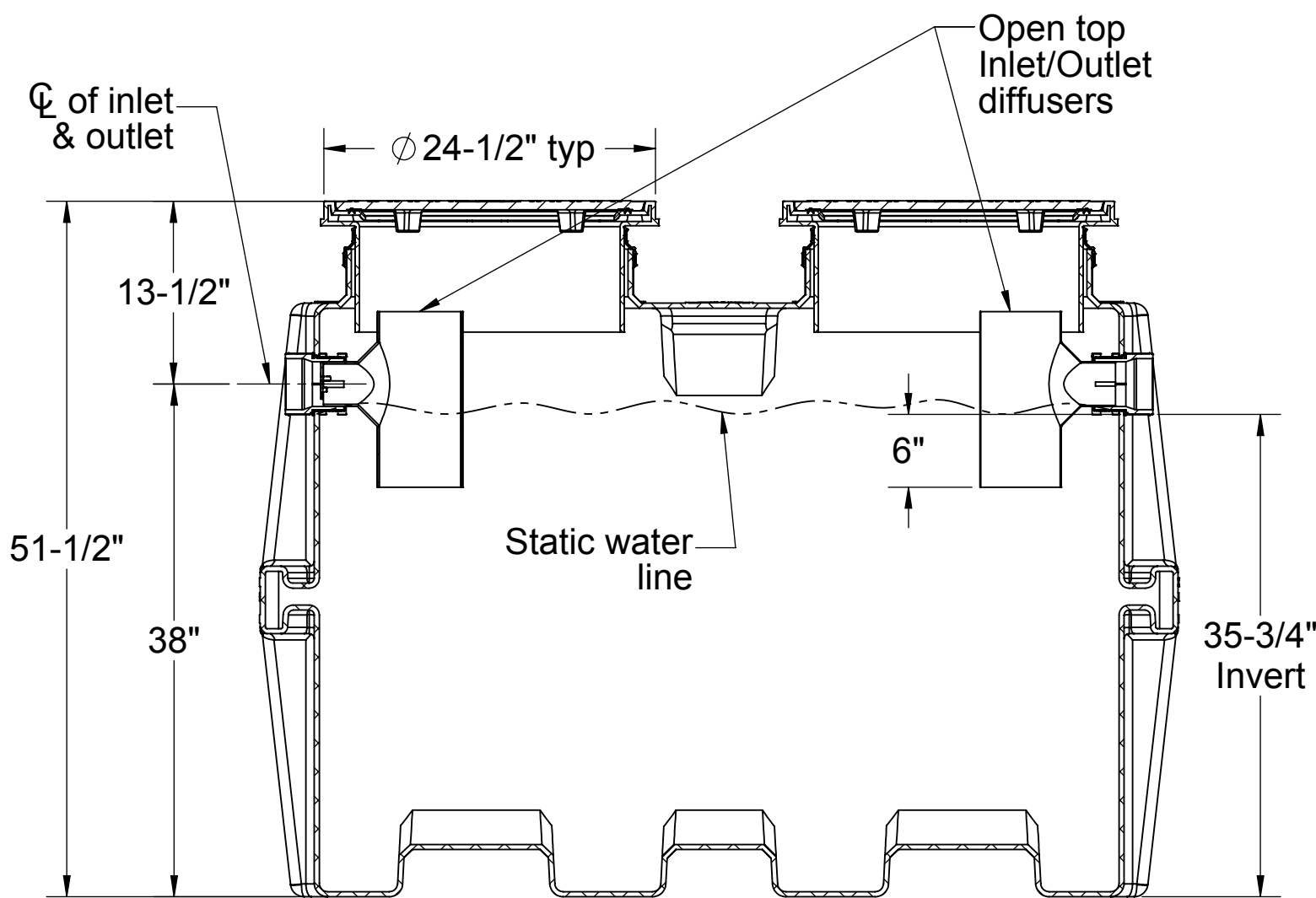
THE INFORMATION CONTAINED IN THIS DRAWING IS THE SOLE PROPERTY OF STRIEM, LLC. ANY REPRODUCTION IN PART OR AS A WHOLE WITHOUT THE WRITTEN PERMISSION OF STRIEM, LLC. IS PROHIBITED.



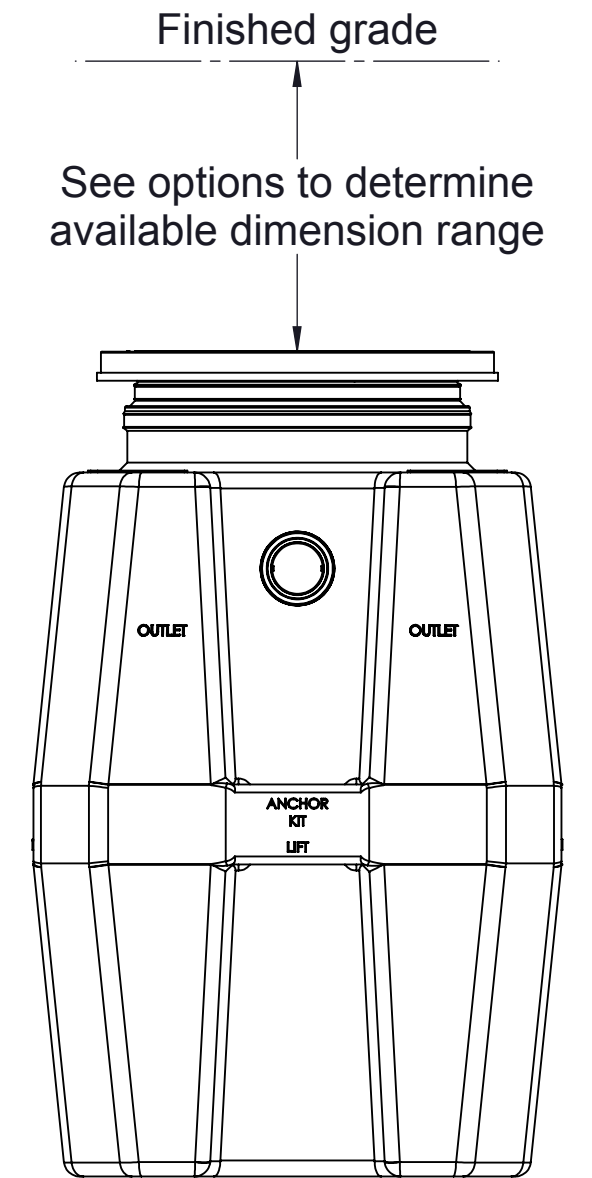
TOP VIEW



ISOMETRIC VIEW



SECTION "A-A"



OUTLET END VIEW

MODEL NUMBER: CB-275-SFL			
DESCRIPTION: POLYETHYLENE CATCH BASIN SOLIDS INTERCEPTOR WITH H2O RATED PICKABLE CAST IRON COVER			
DWG BY: RS	DATE: 3/5/19	REV: 0	ECO:

SPECIFICATION SHEET

Striem
 3100 Brinkerhoff
 Kansas City, KS 66115
 Tel: 913-222-1500
 Fax: 913-291-0457
 www.striemco.com

Made in the U.S.A

